



# GEOSCIENCE EXHIBITOR'S GUIDE

November 21 to 24, 2011 • [www.QuebecExploration.qc.ca](http://www.QuebecExploration.qc.ca)

**AEMQ**  
ASSOCIATION DE  
L'EXPLORATION MINIÈRE  
DU QUÉBEC

*Ressources naturelles  
et Faune*

Québec 

The showrooms are a great place for conference attendees and exhibitors to meet and discuss. Everything possible will be done to encourage attendees to visit them.

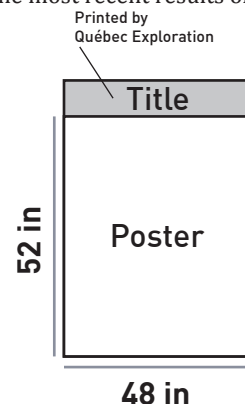
# Geoscience Exhibit

This exhibit brings together geoscientists from Ministère des Ressources naturelles et de la Faune, the Geological Survey of Canada, geoscience research institutions, and graduates belonging to AQUEST who wish to display the most recent results of their researches.

## General Information

The exhibit features posters **52 in. high x 48 in. wide.**

- Supports for posters are provided.
- One table (4 ft. wide x 18 in. deep) will be placed in front of each poster.
- Posters are displayed one beside the other, and no overlapping will be tolerated.
- The organizing committee will have titles printed and placed on all posters.
- At the top of the poster, an 8 in. high x 48 in. wide strip must be reserved for the title and the list of authors. (**Actual poster size:** 52 in. high x 48 in. wide)
- The event organizers reserve the right to group together exhibitors by profile and exhibit subject.
- Exhibitors will be assigned no more than one space.
- For the 2011 edition of Québec Exploration, posters will be displayed in Salon Rose and in Salon Bellevue.



## 42 or 46 in. plasma screen

- For a second year, some authors of posters will be able to use one of the four plasma screens to present their work. Authors can also get together and use a plasma screen to display a series of images or split the screen to display several images at once.
- Authors interested in using a plasma screen should state their interest on the form identifying the title of their poster. The Direction de l'information géologique du Québec's graphic arts technicians will provide technical support for the authors.
- We should receive your presentation (pdf or ppt) before November 1<sup>st</sup>, 2011

## Exhibit Times and Venues

Salon Rose and Salon Bellevue will be the setting for the geoscience exhibits.

The general exhibition period will run from 9 a.m. to 5 p.m. on Tuesday and Wednesday and 9 a.m. to 4 p.m. on Thursday.

Posters will be grouped together by theme and, as necessary, will also be associated with conference topics.

## Title and Space Reservation

To reserve a space for your poster, fill out the enclosed form and return it by **September 9, 2011**. You must provide a definitive title and list the coauthors, along with their affiliations.

# Abstracts

Exhibitors must submit abstracts of their posters. Abstracts will be published in French and English on the Québec Exploration 2011 website and in the "Abstracts of Oral Presentations and Posters" document. The organizing committee will have the abstracts translated.

**Language:** French or English

**Recommended software:** Microsoft® Word (\*.doc format)

**Character font and size:** Times New Roman, 10 point

**Text:** Full page, 8 1/2 in. x 11 in. format (avoid columns)

**Maximum number of words:** 400

**Calculating the number of words:** To obtain the exact word count of an abstract, we recommend using the Word Count tool in Microsoft® Word. The title and the list of authors and acronyms are not included in the 400 words.

## Consistency of Titles

Authors must ensure that the title submitted initially and the title of the abstract are the same.

## Authors

Author's full first and last names must be listed in decreasing order of contribution, followed by each author's affiliation, preferably in acronym form, in parentheses.

### Example

James Moorhead (MRNF), Michel Jébrak (UQAM), Jean H. Bédard, and Pierre Brouillette (CGC-Q)

## Acronyms

If an affiliation is identified using an acronym, the affiliation's full name must be spelled out at the end of the abstract.

### Example

CGC-Q: Geological Survey of Canada, Québec

MRNF: Ministère des Ressources naturelles et de la Faune

UQAM: Université du Québec à Montréal

## Editing

The organizing committee will not edit the abstracts. Authors are therefore fully responsible for the quality of their abstracts.

## Submission of Abstracts

All abstracts must be submitted in Word 2002 format (\*.doc) by **September 16, 2011**, to:

**Marie-Josée Hudon**

Direction de l'information géologique du Québec

Ministère des Ressources naturelles et de la Faune

880, chemin Sainte-Foy, 3<sup>e</sup> étage

Québec (Québec) G1S 4X4

Phone: 418-627-6269, ext. 5232

E-mail: marie-josee.hudon@mrnf.gouv.qc.ca

# Logistics

## Exhibition Installation

Exhibition materials must be delivered and installed at the Château Frontenac **Monday November 21, between 2 p.m. and 10 p.m.**

## Tear Down

Posters will be taken down on Thursday, November 24, starting at 4 p.m. All posters must be entirely removed by 8 p.m.

## Security

A security agent will patrol the exhibition halls during closing hours.

## Additional Information

For more information, please call **Marie-Josée Hudon** at 418-627-6269, ext. 5232 or email her at: marie-josee.hudon@mrnf.gouv.qc.ca.

# Summary

- Spaces may be reserved using the attached form before September 9.
- 400 word abstracts must be submitted by September 16.
- Posters will be put up on Monday, November 21 between 2 p.m. and 10 p.m. No setup will be permitted after this time.
- All exhibitor's posters will be taken down on Thursday, November 24 starting at 4 p.m. Tear down must be finished by 8 p.m. on the same evening. Exhibitors undertake not to begin tear down before 4 p.m.
- Exhibitors must use only the space assigned to them. **No overlapping** onto adjacent spaces or aisles will be tolerated.
- Containers and boxes used to transport materials must be stored in a room set aside for this purpose. **Materials must be identified using your poster number.**
- A 24 hr. security service will be on site from November 21 to 24. However, neither the event organizers or Château Frontenac may be held responsible for any loss, theft, damage, or injury suffered during the event.
- Showrooms will open at 9 a.m.
- A special procedure will be sent to exhibitors using one of the four plasma screens.

# Important dates

## September 9

Submission of poster title and author's names

## September 16

Submission of 400 word summary

## November 21, 2 p.m. to 10 p.m.

Delivery and placement of posters

## November 24, 4 p.m. to 8 p.m.

Dismantling of showrooms

# Social activity

## November 22

Géo-cocktail

# Exhibit Space Reservation Form (Geoscience Exhibits)

Name of organization: \_\_\_\_\_ Last and first name: \_\_\_\_\_  
\_\_\_\_\_  
Address: \_\_\_\_\_ Phone: \_\_\_\_\_  
\_\_\_\_\_  
\_\_\_\_\_ Fax: \_\_\_\_\_  
\_\_\_\_\_ Email: \_\_\_\_\_

## Title and name of poster authors

Title  
\_\_\_\_\_  
\_\_\_\_\_

Authors  
\_\_\_\_\_  
\_\_\_\_\_

## Additional information

Is this poster associated with a presentation? \_\_\_\_\_

If so, in which session will the conference take place (day)? \_\_\_\_\_

Should this poster be grouped together with other posters? \_\_\_\_\_

If so, please state the titles or authors of these posters. \_\_\_\_\_  
\_\_\_\_\_  
\_\_\_\_\_

I am interested in using a plasma screen to present my work: \_\_\_\_\_

I have familiarized myself with the exhibit times, placement terms and conditions, and various other information contained in the Geoscience exhibitor's guide.

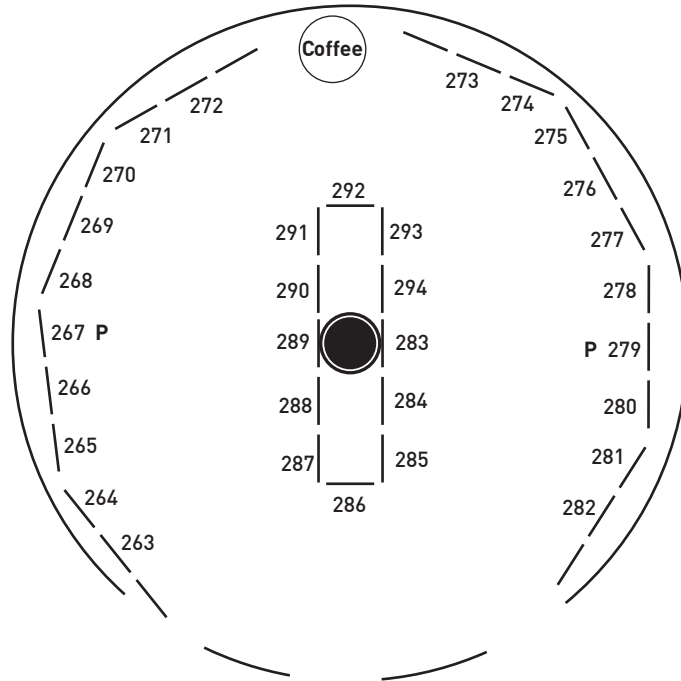
Signature: \_\_\_\_\_

### Complete and return this form to:

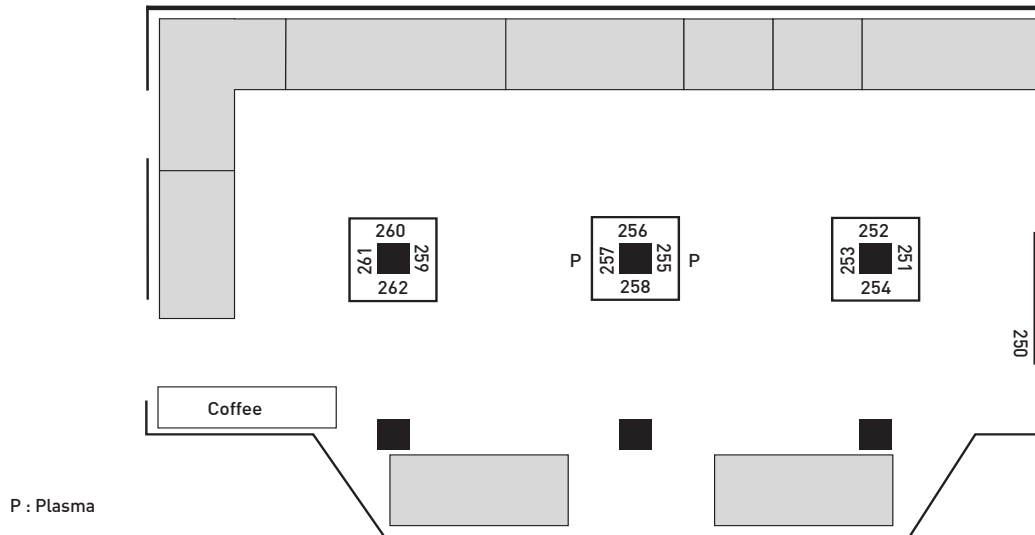
**Marie-Josée Hudon**  
Direction de l'information géologique du Québec  
Ministère des Ressources naturelles et de la Faune  
880, chemin Sainte-Foy, 3<sup>e</sup> étage  
Québec (Québec) G1S 4X4  
Phone: 418-627-6269, ext. 5232  
E-mail: marie-josée.hudon@mrnf.gouv.qc.ca

# Exhibit Plan

## Salon Rose Geoscience exhibit

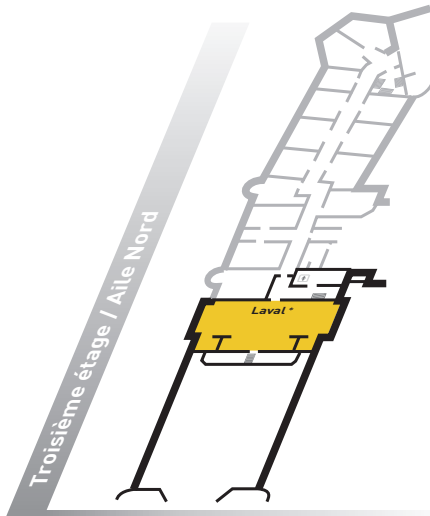


## Bellevue Geoscience exhibit



Booths in gray are reserved to the Ministère des Ressources naturelles et de la Faune and their partners

# Château Frontenac Plan



| Légende                                   |   |
|---|---|
| <span style="color: red;">■</span>        | Réception, inscription et hall d'entrée   |
| <span style="color: lightblue;">■</span>  | Exposition commerciale et géoscientifique |
| <span style="color: green;">■</span>      | Carothèque                                |
| <span style="color: yellow;">■</span>     | Réunions et sessions interactives         |
| <span style="color: lightgreen;">■</span> | Conférences                               |
| <span style="color: orange;">■</span>     | Activités sociales                        |
| (*)                                       | Ateliers                                  |
|   | Toilettes                                 |
|   | Information                               |
|   | Ascenseurs                                |
|   | Portes tournantes                         |

